




Jan/Feb 2020

NEWSLETTER

Themes

Snow Friends
Scribbles and Splats
Treats for My Sweet
Teddy Bear Games

Shapes and colors




Opposites
clean, dirty

Vocabulary

seal, penguin, painting,
clay, baking, blowing
kisses, teddy bears,
pretending

Sign Language

white, snow, paint,
pink, more, hug



Together Time Activities

Here are some fun activities you and your child can enjoy together!

- **Move Like Snow Friends**

Have fun moving together like penguins, polar bears, seals, or other animals who live in snowy places.

- **Bathtime Creations**

Offer your child a bubble bath. Encourage your child to explore ways to create with the bubbles. Your child can pile up the bubbles, spread them on the side of the tub, and more!

- **Baking Fun**

Use a mix to bake muffins and let your child help with mixing the ingredients and spooning them into the muffin tin.

- **Teddy Bear Hugs**

Help your child practice giving gentle hugs to a teddy bear. Talk about how much the bear enjoys gentle hugs!

Nursery Rhymes

Nursery rhymes teach children auditory skills and help them develop an appreciation for rhyme and rhythm. They also help children develop language, memory, creativity, and other cognitive skills.




Teddy Bear, Teddy Bear

Teddy bear, teddy bear, turn around.
Teddy bear, teddy bear, touch the ground.
Teddy bear, teddy bear, jump up high.
Teddy bear, teddy bear, touch the sky.

Round the Mulberry Bush

Here we go round the mulberry bush,
The mulberry bush, the mulberry bush;
Here we go round the mulberry bush,
On a cold and frosty morning.



Look for Books

Baby Animals in the Snow

by Kingfisher

My Heart Is Like a Zoo

by Michael Hall

Beautiful Oops!

by Barney Saltzberg

Brush, Brush, Brush

by Alicia Padron

If Everything Were Pink

by Hannah Eliot

Bears in the Bath

by Shirley Parenteau



Cooking Together

When cooking with infants and toddlers, allow them to help in a safe way with mixing, pouring, rolling, mashing, shaking, etc. Use words to describe what you are doing and what you plan to do next. Talk about what you see, smell, feel, hear, and taste.

No-Bake Cookie Balls

3 cups graham cracker crumbs
1 cup powdered sugar
 $\frac{3}{4}$ cup orange juice concentrate,
thawed

Place all of the ingredients in a large bowl and stir to make a thick dough. Use clean, wet hands to shape the dough into balls on wax paper. Roll the balls in additional powdered sugar.

Place the cookie balls in a plastic container with a lid. Refrigerate overnight, and then serve.



Sing Along with Me

Find these songs at www.funshineexpress.com

I'm a Little Penguin

Sung to "I'm a Little Teapot"

I'm a little penguin, short and stout.
I cannot fly so I waddle about.
When I want to eat, I have to swim.
So I waddle to the water and dive right in!



Teddy Bear Rap

Sung to "Mary Had a Little Lamb"

Let's all (clap our hands) to the beat,
(Hands) to the beat, (hands) to the beat.
Let's all (clap our hands) to the beat,
To the beat of the Teddy Bear Rap!



Repeat with: stomp our feet...
blink our eyes...
nod our heads...
tap our toes...
touch our ears...



Reminders...

Connect with Us!

